

Scaled data based on original data using
LM-79-08 Approved Method: Electrical and Photometric Measurements of Solid-
State Lighting Products

Test Report Prepared for
Cooper Lighting Solutions
(formerly Eaton)

Brand: McGRAW-EDISON

Report Number: P270174

Luminaire Tested: **GWC-AF-01-LED-E1-T2-7027-600**

Issue Date: 3/3/2020

Test Information

Test Method: LM-79-08
Report Number: P270174
TEST IS SCALED FROM IESNA LM-79-08 TEST DATA (P24139)
Test Lab: INNOVATION CENTER P2
Issue Date: 3/3/2020
Manufacturer: COOPER LIGHTING SOLUTIONS (FORMERLY EATON)
Product Line: MCGRAW-EDISON
Catalog Number: GWC-AF-01-LED-E1-T2-7027-600
Description: GALLEON WALL LUMINAIRE
(1) 70 CRI, 2700K, 615mA LIGHTSQUARE WITH 16 LEDS EACH AND TYPE II OPTICS
Light Source: -
Ballast/Driver: ELECTRONIC DRIVER

Summary

Lumens per Lamp: N/A
Luminaire Lumens: 3570.6 lumens
Efficiency: N/A
Efficacy: 105.0 lumens/watt
Luminous Opening: Rectangular (W 0.5' x L: 0.5' x H: 0')
IES Classification: Type II - Medium - Full Cutoff
BUG Rating: B1 - U0 - G1

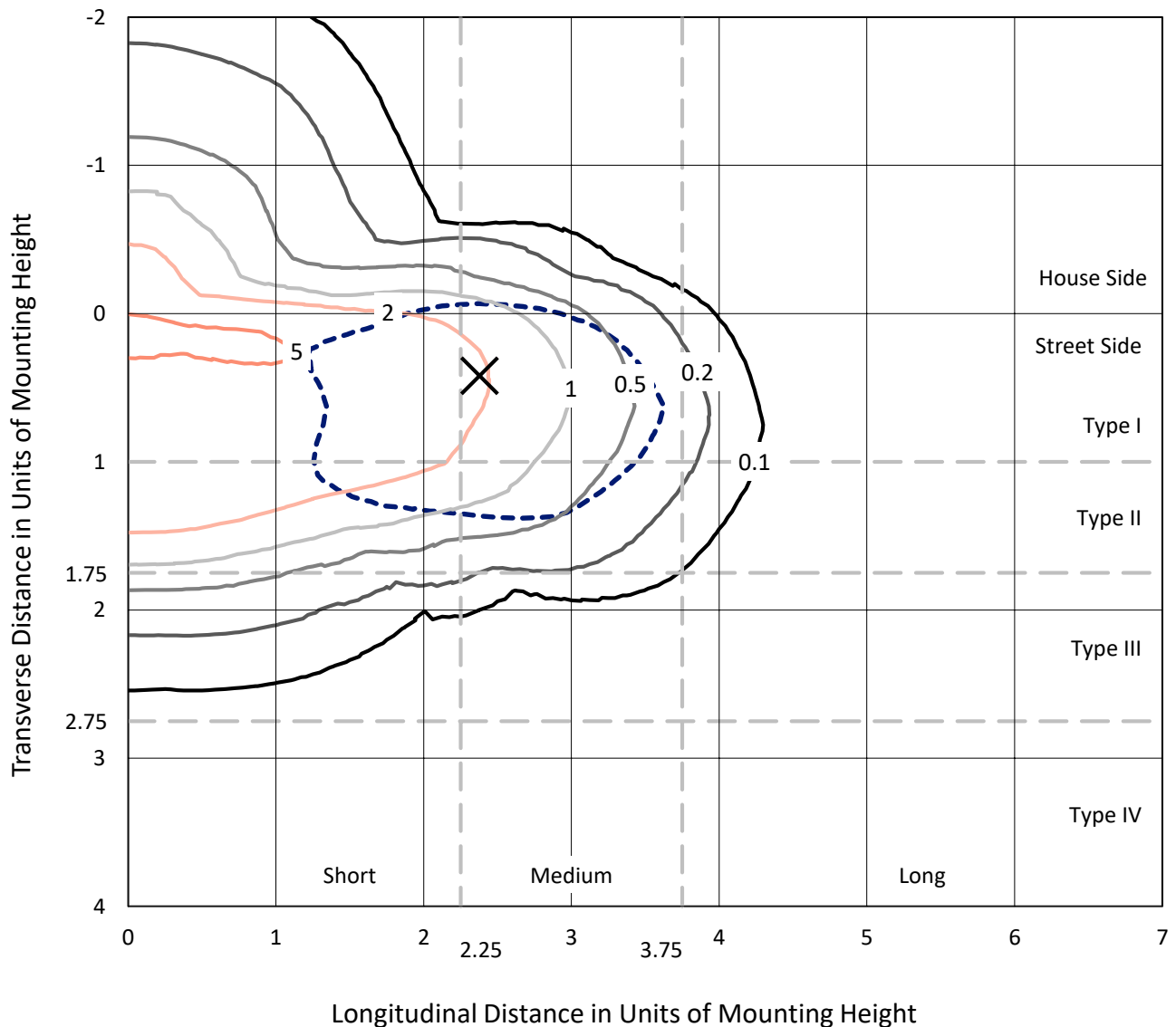
Input Watts (W): 34
Input Voltage (V): NR
Input Current (Ain): NR
Voltage Rise (V): NR
Power Factor: NR
Total Harmonic Distortion (THDi): NR
Frequency (hertz): 60
Stabilization Time: NR
Operation Time: NR
Ambient Temperature (°C): NR
Test Distance: 25 FT



REPORT NUMBER: P270174
 CATALOG NUMBER: GWC-AF-01-LED-E1-T2-7027-600

Iso-Footcandle Lines of Horizontal Illumination

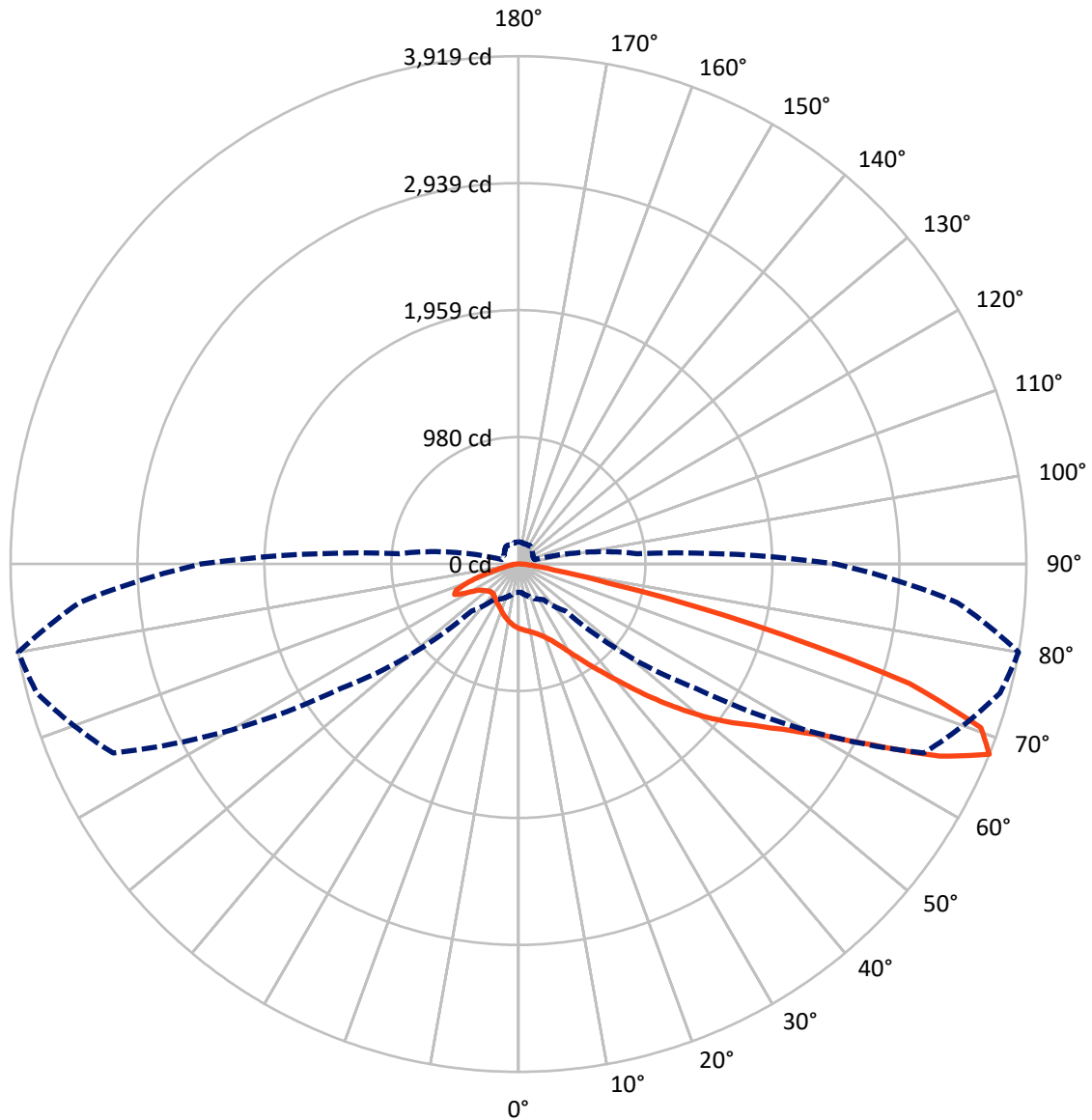
× Max cd
 - - - 1/2 Max cd



Based on 10 foot mounting height. Maximum calculated value = 6 fc
 Type II - Medium - Full Cutoff

REPORT NUMBER: P270174
CATALOG NUMBER: GWC-AF-01-LED-E1-T2-7027-600

Luminous Intensity Polar Plot



— Vertical Plane Through 80-Deg Lateral - - - Horizontal Cone Through 67.5-Deg Vertical

REPORT NUMBER: P270174

CATALOG NUMBER: GWC-AF-01-LED-E1-T2-7027-600

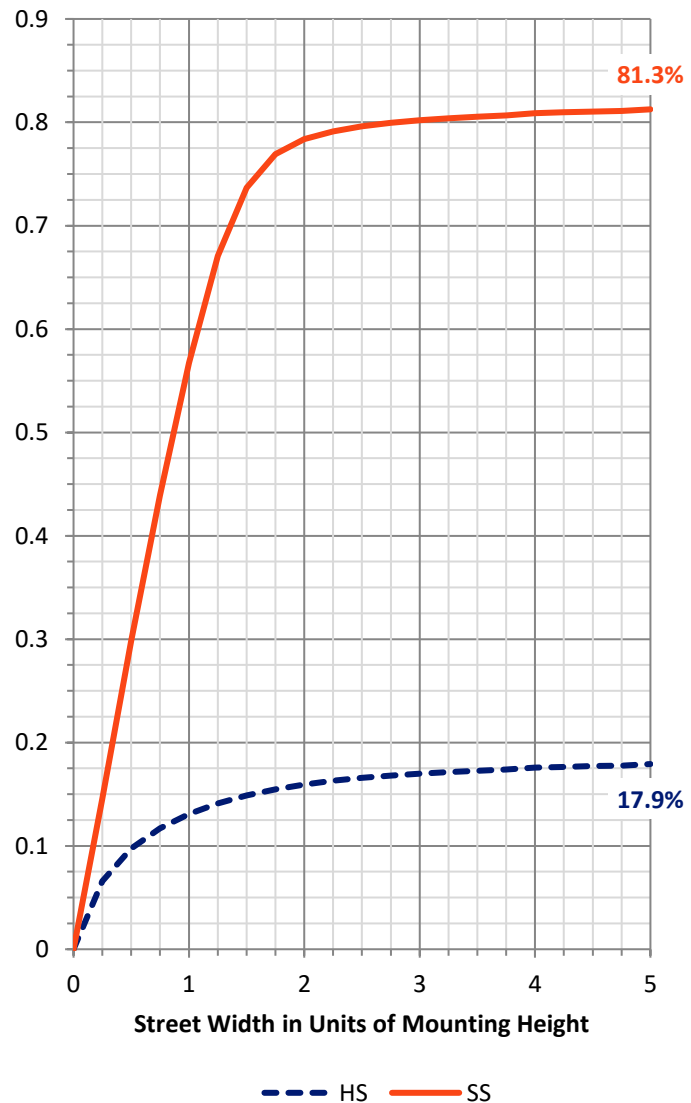
FLUX DISTRIBUTION:

		Downward	Upward	Total
House Side	Lumens	657.6	0.0	657.6
	% Fixture	18.4	0.0	18.4
Street Side	Lumens	2913.1	0.0	2913.1
	% Fixture	81.6	0.0	81.6
Total	Lumens	3570.6	0.0	3570.6
	% Fixture	100.0	0.0	100.0

Coefficient of Utilization

ZONAL LUMENS:

Zone	Lumens	% Fixture
0°-10°	45.8	1.3
10°-20°	131.8	3.7
20°-30°	218.2	6.1
30°-40°	356.9	10.0
40°-50°	576.3	16.1
50°-60°	831.9	23.3
60°-70°	918.1	25.7
70°-80°	423.2	11.9
80°-90°	68.4	1.9
90°-100°	0.0	0.0
100°-110°	0.0	0.0
110°-120°	0.0	0.0
120°-130°	0.0	0.0
130°-140°	0.0	0.0
140°-150°	0.0	0.0
150°-160°	0.0	0.0
160°-170°	0.0	0.0
170°-180°	0.0	0.0
0°-90°	3570.6	100.0
0°-180°	3570.6	100.0



REPORT NUMBER: P270174

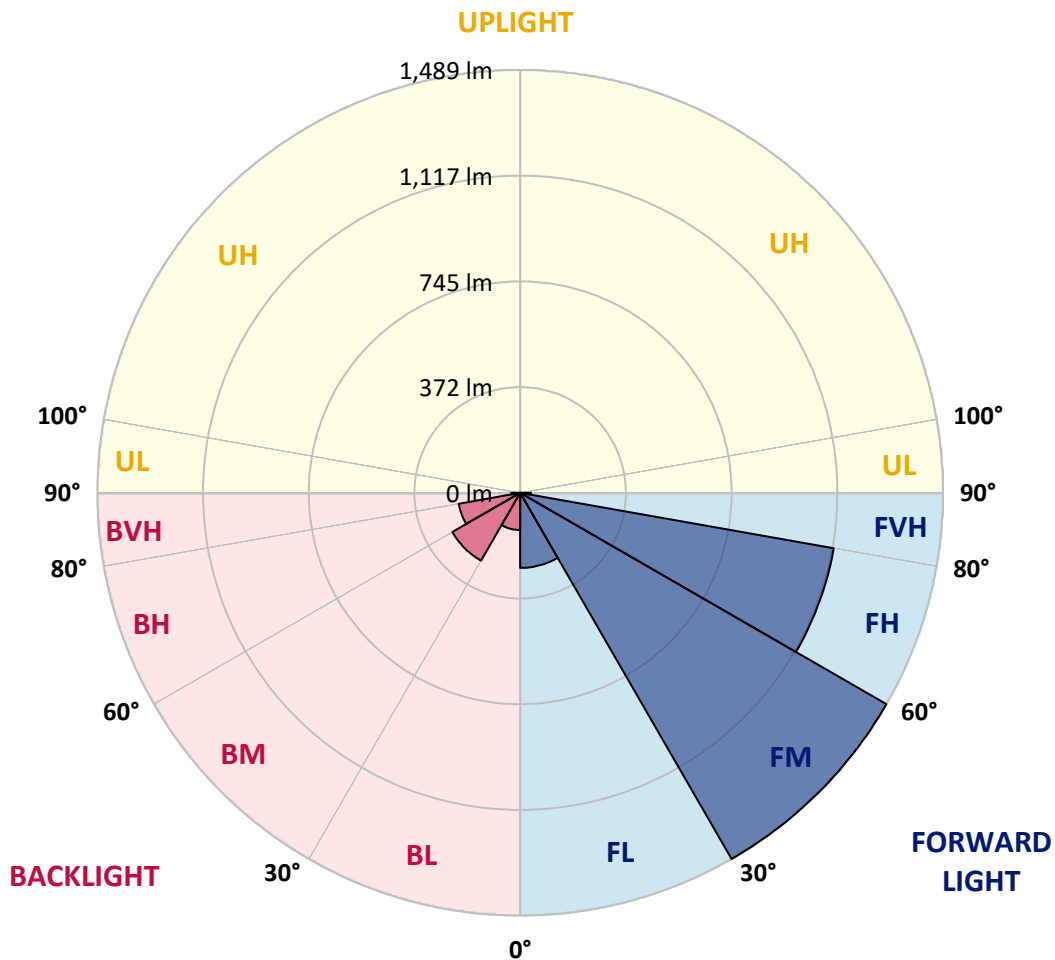
CATALOG NUMBER: GWC-AF-01-LED-E1-T2-7027-600

LUMINAIRE CLASSIFICATION SYSTEM LUMEN TABLE AND BUG RATING:

Zone	Lumens	% Fixture	Zone Rating/Lumen Limit		
			B	U	G
FL (0°-30°)	264.6	7.4			
FM (30°-60°)	1489.2	41.7			
FH (60°-80°)	1121.6	31.4			G1/1800
FVH (80°-90°)	37.6	1.1			G1/100
BL (0°-30°)	131.2	3.7	B1/500		
BM (30°-60°)	275.9	7.7	B1/1000		
BH (60°-80°)	219.7	6.2	B1/500		G1/500
BVH (80°-90°)	30.8	0.9			G1/100
UL (90°-100°)	0.0	0.0		U0/0	
UH (100°-180°)	0.0	0.0		U0/0	

BUG Rating: B1-U0-G1

Type II Medium





REPORT NUMBER: P270174

CATALOG NUMBER: GWC-AF-01-LED-E1-T2-7027-600

CANDELA DISTRIBUTION (FULL):

	0°	5°	15°	25°	35°	45°	55°	65°	75°	80°	85°
0°	496.0	496.0	496.0	496.0	496.0	496.0	496.0	496.0	496.0	496.0	496.0
2.5°	542.7	539.5	540.1	539.2	536.5	531.9	526.9	518.1	508.7	503.8	499.9
5°	588.0	587.1	585.9	583.1	576.4	566.9	555.2	539.3	522.3	513.3	504.7
7.5°	621.9	621.4	619.8	618.0	611.6	600.2	582.5	559.9	535.1	522.8	509.3
10°	624.7	625.6	626.8	631.6	632.4	626.3	608.2	580.9	548.4	532.6	515.5
12.5°	600.8	602.8	607.6	619.7	632.4	640.0	630.7	603.1	564.0	544.9	523.4
15°	569.2	570.2	576.1	592.7	615.8	639.1	647.9	627.6	584.3	560.7	534.9
17.5°	555.6	556.2	560.3	571.3	592.7	626.2	657.6	654.1	609.1	580.5	549.1
20°	548.9	550.0	555.8	566.7	580.2	609.4	659.0	682.7	638.6	605.1	567.1
22.5°	568.3	567.8	569.9	575.4	586.8	604.4	658.0	712.3	676.2	636.7	590.5
25°	613.8	615.8	612.0	605.9	609.6	621.9	663.6	744.2	723.3	677.3	621.1
27.5°	678.7	676.8	671.4	656.9	649.4	654.7	682.3	778.7	781.9	730.7	661.5
30°	743.3	741.8	736.5	719.0	703.6	699.2	718.5	818.3	851.7	794.9	711.1
32.5°	810.5	808.7	803.9	786.2	767.6	757.5	769.9	864.0	934.0	871.5	769.4
35°	893.4	890.0	879.6	855.1	837.0	829.0	834.9	921.4	1028.9	962.3	840.3
37.5°	971.2	976.3	965.8	932.0	908.2	905.5	912.0	991.5	1131.1	1063.7	921.7
40°	1049.4	1050.3	1040.9	1013.2	988.8	984.3	1000.5	1076.7	1252.0	1185.0	1020.7
42.5°	1130.2	1132.0	1116.1	1090.5	1072.7	1073.6	1092.2	1176.3	1390.4	1327.9	1134.5
45°	1226.0	1228.7	1211.2	1177.8	1161.4	1194.2	1186.5	1288.2	1542.3	1490.3	1265.4
47.5°	1326.3	1330.3	1316.9	1285.7	1265.4	1310.4	1281.0	1412.0	1705.8	1664.5	1408.9
50°	1381.0	1386.8	1399.7	1397.6	1393.1	1385.5	1386.3	1544.9	1874.5	1845.8	1556.6
52.5°	1351.6	1351.4	1398.9	1456.5	1518.0	1522.6	1514.5	1685.1	2031.8	2023.3	1695.6
55°	1217.4	1226.5	1298.3	1410.0	1578.1	1683.0	1706.9	1845.6	2186.6	2196.6	1836.8
57.5°	993.7	1001.3	1098.3	1253.9	1497.1	1778.3	1980.5	2078.9	2359.6	2406.3	2024.7
60°	674.0	683.2	785.9	972.8	1279.5	1725.1	2240.7	2495.1	2566.6	2672.9	2288.3
62.5°	396.1	404.2	488.1	613.6	900.9	1478.5	2354.9	3087.4	2895.5	3075.3	2690.6
65°	272.6	278.3	319.1	382.0	517.8	995.9	2213.3	3496.2	3401.6	3573.8	3157.0
67.5°	219.4	218.6	251.0	293.9	333.4	513.6	1673.6	3449.9	3846.7	3918.5	3398.9
70°	180.6	180.0	201.9	237.5	266.3	289.2	911.6	2911.3	3756.1	3785.2	3176.0
72.5°	151.2	151.9	165.9	192.2	218.5	217.7	400.6	2048.0	2954.7	3156.6	2531.9
75°	127.6	128.0	137.4	155.9	177.3	175.3	217.3	1109.5	1717.6	1858.1	1403.4
77.5°	108.7	109.0	115.0	125.4	140.7	140.0	158.6	479.3	716.5	707.8	480.1
80°	96.8	96.8	99.7	101.6	110.0	106.9	117.6	230.2	302.9	279.7	191.6
82.5°	75.9	76.3	93.6	92.9	86.6	82.6	82.6	135.7	160.4	148.4	112.2
85°	42.7	42.5	60.2	72.8	76.3	58.2	57.6	75.9	87.3	77.0	54.3
87.5°	18.2	18.7	27.9	32.3	43.3	36.2	35.8	39.2	44.5	38.4	25.2
90°	0.0	0.0	0.0	0.0	0.0	0.0	0.0	0.0	0.0	0.0	0.0



REPORT NUMBER: P270174

CATALOG NUMBER: GWC-AF-01-LED-E1-T2-7027-600

CANDELA DISTRIBUTION (continued):

	90°	95°	105°	115°	125°	135°	145°	155°	165°	175°	180°
0°	496.0	496.0	496.0	496.0	496.0	496.0	496.0	496.0	496.0	496.0	496.0
2.5°	496.3	491.6	481.6	469.2	458.0	450.5	443.9	434.2	434.7	428.0	423.1
5°	495.9	486.4	463.2	435.6	409.1	389.9	375.5	362.5	359.3	353.2	349.5
7.5°	496.3	480.8	441.7	397.6	364.7	340.5	328.2	321.4	319.7	317.6	317.8
10°	497.5	475.7	418.3	362.0	327.6	311.6	308.7	310.9	313.2	314.0	314.1
12.5°	500.3	471.2	392.4	330.4	304.4	299.6	304.6	311.8	316.7	318.9	318.7
15°	506.6	467.6	367.5	305.8	291.6	294.3	303.7	314.0	320.9	324.0	324.2
17.5°	513.6	462.4	342.1	286.6	282.2	288.9	300.7	312.5	321.0	324.5	325.1
20°	522.5	456.2	315.3	272.5	273.2	280.7	291.8	303.7	313.1	316.1	317.6
22.5°	534.2	449.3	291.9	260.9	262.9	268.8	277.3	287.7	295.8	297.2	298.4
25°	550.0	442.0	273.4	250.3	251.2	254.5	260.2	266.4	272.0	270.5	271.7
27.5°	571.3	435.6	259.5	240.7	239.0	239.8	242.7	244.7	247.8	243.4	243.8
30°	596.3	428.8	248.7	232.2	227.8	226.6	227.4	228.3	230.7	224.7	223.8
32.5°	625.3	420.4	238.7	224.8	218.6	216.2	216.6	219.4	228.2	224.4	222.5
35°	659.0	411.2	228.2	216.8	212.4	209.0	208.6	217.4	243.6	241.4	239.6
37.5°	698.5	401.8	217.6	207.6	208.0	204.1	202.8	212.9	246.7	237.6	236.4
40°	748.8	397.0	208.6	197.9	202.3	201.8	199.3	204.5	226.9	210.7	208.4
42.5°	811.1	397.6	201.9	187.6	195.7	201.3	197.4	197.5	205.6	193.3	191.3
45°	887.9	405.9	197.3	179.3	188.0	200.7	196.6	193.9	194.7	188.0	187.0
47.5°	977.5	422.9	193.9	172.5	180.9	198.9	196.5	192.9	191.2	187.7	186.8
50°	1077.2	447.7	191.3	165.9	174.5	195.7	196.6	191.8	190.0	188.6	188.0
52.5°	1175.2	476.0	187.7	160.3	169.3	191.8	197.3	190.7	188.9	187.7	187.1
55°	1284.2	511.3	182.0	155.5	165.1	186.8	197.3	189.2	187.0	187.1	187.0
57.5°	1431.8	568.4	175.3	151.5	160.0	180.9	193.9	187.3	184.7	185.0	185.1
60°	1662.3	669.1	167.4	147.5	153.6	173.8	189.4	183.6	180.9	181.5	181.7
62.5°	2001.2	817.1	156.8	141.6	147.0	166.2	183.0	178.7	176.0	177.8	177.8
65°	2353.4	947.5	143.8	133.9	140.0	158.0	175.1	172.5	169.8	173.8	173.7
67.5°	2448.2	918.2	130.9	125.8	132.9	148.8	165.6	164.2	162.8	169.8	169.5
70°	2174.7	737.2	118.8	117.3	125.1	139.1	155.3	155.3	154.5	159.8	158.6
72.5°	1657.0	522.8	107.3	108.2	116.4	128.3	144.3	145.5	144.2	146.8	145.7
75°	886.9	299.1	95.9	98.5	105.6	117.4	132.1	133.3	132.4	132.2	132.7
77.5°	294.9	146.2	84.0	87.9	94.1	106.2	119.1	121.1	119.0	118.7	118.4
80°	131.3	91.9	70.8	75.9	81.3	93.3	105.6	107.3	104.9	108.1	104.1
82.5°	84.4	60.5	56.8	62.4	67.7	80.5	92.0	92.4	90.4	104.9	89.6
85°	41.0	37.4	42.7	47.8	52.5	63.3	76.3	76.4	71.1	64.9	62.6
87.5°	20.4	21.7	28.4	33.1	35.4	43.4	55.5	54.4	52.2	47.5	43.7
90°	0.0	0.0	0.0	0.0	0.0	0.0	0.0	0.0	0.0	0.0	0.0

(END OF REPORT)